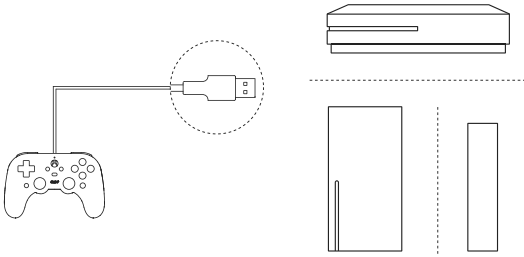


connectivity

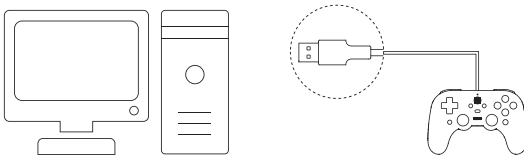
Xbox One / Xbox Series X / Xbox Series S

• Connect the controller to your Xbox One and Xbox Series X/S via its USB cable. Status LED is on when the controller is successfully connected



Windows 10

• Connect the controller to your Windows device via its USB cable. Status LED is on when the controller is successfully connected

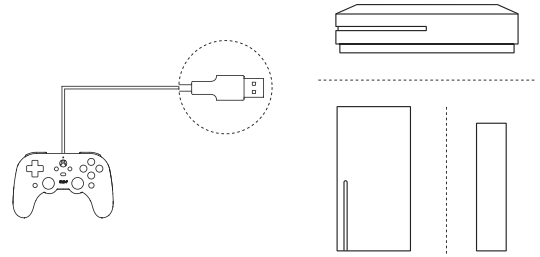


• Required system: Windows 10 or above

连接

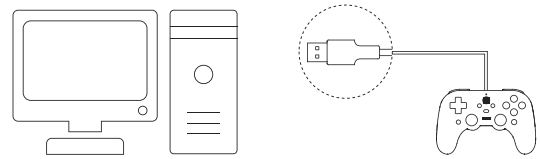
Xbox One / Xbox Series X / Xbox Series S 主机

• 将手柄连接至 Xbox 主机的 USB 端口, 状态指示灯常亮即可使用



Windows 10 设备

• 将手柄连接至 Windows 10 设备的 USB 端口, 状态指示灯常亮即可使用



• 低于 Windows 10 版本的设备不支持

button swap

- press and hold any two of A/B/X/Y/LB/RB/LSB/RSB buttons you would like to swap
 - press the star button to swap them, profile LED blinks to indicate the success of the action
 - press and hold any of the two buttons which have been swapped and press the star button to cancel it
- e.g. set P1/P2 buttons as L3/R3 and more
 - available on Xbox/Windows 10/Android/iOS
 - please visit support.8bitdo.com for further information and assistance

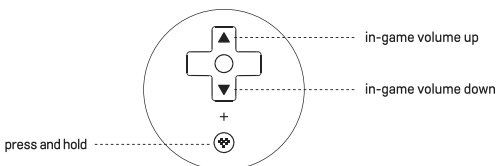
快速按键映射

- 按住 A、B、X、Y、左肩键、右肩键、左摇杆按键、右摇杆按键任意两个按键, 并按下 [星号键] 即可快速交换按键功能。
 - 按住任意切换过的按键, 再按下 [星号键] 可恢复默认功能。
 - 设置过切换的按键, 按下时配置指示灯会闪烁。
- 交换按键不会保存, 关机重启后恢复默认。

volume control

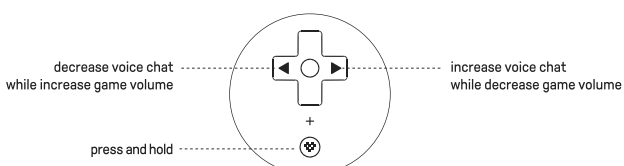
1

• Press and hold profile + up/down to turn up/down in-game volume



2

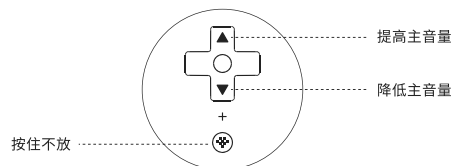
• Press and hold profile + left/right to adjust the balance between voice chat and game volume



声音调节

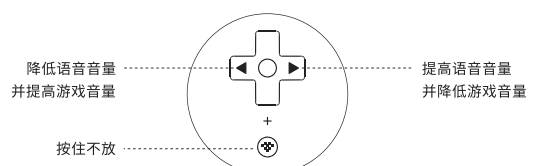
1

• 按住配置键 + 十字键上、下可提高、降低主音量



2

• 按住配置键 + 十字键左、右可调节语音、游戏之间的音量平衡



8BitDo Ultimate Software

button mapping, thumb stick sensitivity adjustment & trigger sensitivity alteration
press profile button to activate/deactivate the customization. LED turns on to indicate the activation

- e.g. set P1/P2 buttons as L3/R3 and more
- available on Xbox/Windows 10/Android/iOS
- please visit Microsoft Store, App Store, Google Play or support.8bitdo.com to download the software

自定义配置

- 可在 Xbox 主机, Windows 10, 安卓和 iOS 上使用八位堂精英软件。
- 可对手柄按键映射、摇杆灵敏度、扳机键灵敏度、振动强度等功能进行自定义配置。
- 从 App Store, Microsoft Store 或 support.8bitdo.cn 下载安装“八位堂精英软件”。
- 轻按 [配置键] 可开启 / 关闭自定义配置, 使用自定义配置时, 配置指示灯会亮起。
- 如P1,P2可设置为L3,R3或其他功能按键。

support

• please visit support.8bitdo.com for further information & additional support

技术支持

• 请访问 support.8bitdo.cn 了解详细信息。